



EN ■ Electric underblanket

Translation of the original manual

READ CAREFULLY AND STORE FOR FUTURE USE.

- This appliance may be used by children 8 years of age and older and by persons with physical or mental impairments or by inexperienced persons, if they are properly supervised or have been informed about how to use the product in a safe manner and understand the potential dangers.
- This appliance may be used by children older than 3 and younger than 8 years of age when under supervision and with the control unit always set to the minimum temperature value.
- Children must not play with the appliance.
- Cleaning and maintenance performed by the user must not be performed by unsupervised children.
- In the event that the power cord is damaged, have it repaired at a professional service centre to prevent causing a dangerous situation. It is forbidden to use the appliance if it has a damaged power cord.
- **Important instructions. Store for future reference.**
- This is an **underblanket**. Every time you use the electric underblanket, please make sure that it is properly spread and folded out.
- Only use the electric blanket with the control unit supplied with the appliance or recommended by the manufacturer. Under no condition should a different

control unit type be used.

- When not using the electric underblanket, clean it according to the instructions in chapter "Maintenance and cleaning" and store the electric underblanket out of children's reach in an enclosed and well ventilated location away from sources of heat.
- Before storing the product, make sure that it has cooled down completely and that the power cord is disconnected from the power socket.
- To prevent injury, do not place any item on the product.
- Inspect the appliance frequently for signs of damage or wear. In the event that such signs do appear, or if the appliance was incorrectly used, return it to the supplier without any further use.
- This appliance is not designed medical use in hospitals.
- Do not use the appliance when it is wet.
- This appliance must not be used by persons unable to sense heat and by other handicapped persons unable to react to overheating.
- Children under three years of age must not use this appliance because they are unable to react to overheating.
- This appliance is designed to be washed in a washing machine at a temperature no greater than 30 °C. The control unit must not become damp during the washing process, and when drying, the power cord must be located in such a way as to prevent water from flowing into the switch or the control unit.

- The power cord and the control unit may present a risk of tangling, strangulation, shut-off or being stepped on when not correctly arranged. The user must ensure that protruding cords and power cords are arranged in a safe manner.



Read this user's manual.



Do not use folded over or crumpled.



Do not insert pins or any other items into the product.



The product is not suitable for children 3 years of age and younger.



The product must not be bleached.



The product must not be dried in a drum dryer.



The product must not be dry cleaned.



The product must not be ironed. Steaming is forbidden.



The product may be washed in a washing machine only at a temperature no greater than 30 °C.

Carefully unpack the appliance and take care not to throw away any part of the packaging before you find all the parts of the appliance. This product must not be used by persons (including children) with physical or mental impairments or by inexperienced persons, unless properly trained or schooled in the safe use of the product, or unless they have been properly supervised by a qualified person who will be responsible for their safety.

Under no circumstances should you try to repair or modify the product on your own – danger of electrical shock! Entrust all repairs and adjustments to a specialised company/service.

Tampering with the product during the warranty period may void the warranty.

Never use the product if you have wet hands or feet.

Do not use the product with your shoes on. Before using the product, always remove your shoes.

The electrical and magnetic field emitted by the product may interfere with pacemakers. Before using, consult your doctor.

Only store and use the product away from flammable or volatile materials and solutions.

Keep the product away from extreme temperatures, direct sunlight and excessive humidity. Do not use in an overly dusty environment.

Do not place the product near heaters, open fires or other appliances or equipment that are sources of heat.

This appliance is designed for household use. Do not use it in industrial surroundings or outdoors!

The product must not be used as a mat for household pets. There is a risk of it being bitten to pieces and injury by electrical shock with the possible consequence of the animal's death.

Do not use the product for purposes other than those intended.

Before connecting the product to a power socket, ensure that the voltage on the rating label is the same as that in your power socket.

Do not place the power cord near hot surfaces or over sharp objects. Do not place heavy objects on the power cord. Position the power cord so that it will not be stepped on or tripped over. Make sure the power cord is not touching a hot surface.

Do not disconnect the power cord from a power socket by pulling on the cord.

Do not spray the product with water or any other liquid. Do not submerge the product in water or any other liquid during operation.

Never use the product near a bathtub, wash basin or any other container filled with water.

When not using the product, or when not planning to use it, turn it off and disconnect the power cord from the power socket. Prior to cleaning, proceed in the same manner.

Never leave the product switched on without supervision.

Be especially careful when the product is used near children. Always keep the product out of children's reach. Children must be supervised to ensure that they do not play with the product.

Do not use the product for indoor heating purposes.

Do not place the product underneath mattresses.

Do not place large or heavy items such as luggage, etc. on the product.

Ensure that the switch is not covered by blankets, pillows or similar objects and that it is easily accessible.

Do not fold, bend or scrunch up the product during operation.

Do not use the electric underblanket on adjustable position beds. If you do use it on an adjustable position bed then ensure that the underblanket is not bent or that its power cord is not caught or twisted somewhere.

The manufacturer takes no responsibility for damages caused by the incorrect use of this product and its accessories (injuries, burns, scalding, fire, food spoilage, etc.).



WARNING!

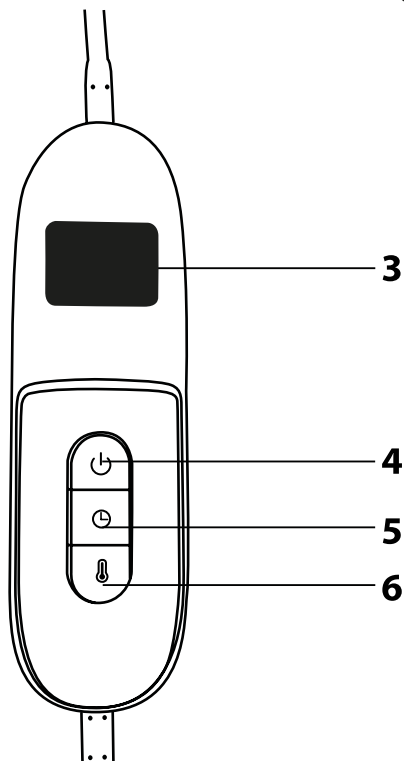
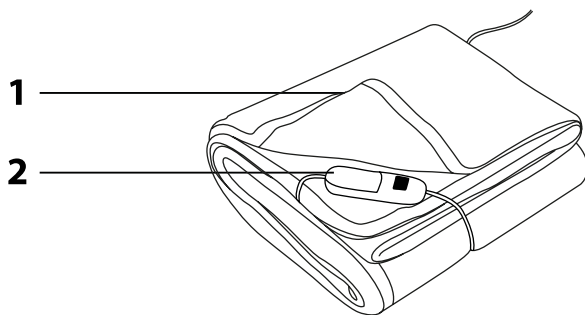
The user should not fall asleep while using the appliance.

Only use the product as a heating underblanket. Do not roll up the underblanket and do not wrap yourself in it.

In the event of long term use or when using overnight, set the control unit only to level "1".

Do not set the switch to a higher level for long term or overnight use.

A






EN Electric Underblanket

User's manual

- Prior to using this appliance, please read the user's manual thoroughly, even in cases, when one has already familiarised themselves with previous use of similar types of appliances. Only use the appliance in the manner described in this user's manual. Keep this user's manual in a safe place where it can be easily retrieved for future use.
- We recommend saving the original cardboard box, packaging material, purchase receipt and responsibility statement of the vendor or warranty card for at least the duration of the legal liability for unsatisfactory performance or quality. In the event of transportation, we recommend that you pack the appliance in the original box from the manufacturer.






DESCRIPTION OF THE APPLIANCE



- | | |
|--|--|
| A1 Electric underblanket | subsequently turns it off. |
| A2 Control unit | A5 Button  - serves to turn the underblanket on / off. |
| A3 Display | A6 Button  - serves to set the temperature |
| A4 Button  - serves to set the operating time of the underblanket and then | |

BEFORE FIRST USE

- Make sure that the product is in no way damaged before first use.

CONTROLS

- Unfold the electric underblanket at the location where you will be using it and ensure that it is not folded over or bent and that the power cord with the control unit is at the top section nearer to your head. Check that the electric underblanket is really flat and even. Every time you use the electric underblanket, please make sure that it is properly spread and folded out.
- Unwind the power cord. Insert the power plug into a power socket.
- Press button  **A5** and then button  **A6**, to turn on the underblanket and to start heating. The blue indicator light will turn on.
- Button  **A6** is used to adjust the temperature. Press repeatedly to set the temperature in the range 1 to 9, where 1 is the lowest temperature and 9 is the highest temperature. The setting is shown on the display **A3**.
- Temperatures 2 to 9 are used for heating, temperature 1 is also used for non-stop operation of the underblanket, e.g. during sleep.
- The default operating time is 20 minutes. If you wish to extend this time, repeatedly press button  **A4** and set the required operating time from setting 1 to setting 9 (20/40/60/80/100/120/140/160/180 minutes). The setting is shown on the display **A3**. After the time has elapsed, the underblanket will turn off automatically.
- The product will start producing heat and will reach the set heat intensity after approx. 15 minutes. Please remember that certain parts of the body are more sensitive to heat than hands.
- We recommend setting a high temperature, and after heating up, to adjust the temperature to a lower level as required.
- When not using the underblanket, turn it off using button  **A5** and the blue indicator light will turn off. Disconnect the power plug from the power socket.
- The product will automatically turn itself off after 3 hours of continuous operation. This is a safety mechanism that protects

- the product against overheating. In the event that you need to keep product on, turn off the underblanket using button  **A5** and wait about 10 seconds and then select a temperature again.
- When not using the product, turn off the underblanket using button  **A5** and disconnect the power cord from the power socket.



Note:

The product may emit a slight odour when first turned on. This is normal.



Attention:

In the event of long term use or when using overnight, set the control unit only to level "1". Do not set the switch to a higher level for long term or overnight use.

If the electric underblanket is turned on, the switch may be a little warm, so for this reason it must not be covered during operation.

When used, the electric underblanket must be covered by for example a blanket, otherwise heat losses will be too high and the underblanket will not heat up sufficiently.


Only use the electric underblanket with the supplied control unit. Under no condition attempt to modify the product.

Warning:

The electric underblanket must be fully rolled out and unfolded before use. Otherwise there is a risk of its irreparable damage.



MAINTENANCE AND CLEANING

- Prior to cleaning, turn off the underblanket using button  **A5** and disconnect the power cord from the power socket. Wait until the product cools down completely.
- Small stains can be removed using a rag or a damp sponge dipped in lukewarm water. Larger stains can be removed by washing.

Washing procedure:

- The underblanket is equipped with a removable power cord. Disconnect it from the underblanket in order to wash it.
- The underblanket is suitable for washing in a washing machine at a maximum temperature of 30 °C. We recommend placing the underblanket in a washing bag and to wash it using a gentle program. The electric underblanket can be rinsed in a washing machine, however, only at the lowest rotation speed and only for a very short time. If your washing machine does not enable such settings, wring it out by hand. Loosely place the underblanket on a clothes line and allow it to dry naturally. Do not use a drum laundry dryer for drying.
- Nevertheless, we still recommend washing the underblanket by hand to extend its lifetime.



Warning:

Never wash the electric underblanket together with the power cord!

Do not use fans or other appliances for drying, allow the underblanket to dry naturally in the air. Never dry the electric underblanket by turning it on!

Warning:

To prevent a dangerous situation, fire or injury by electric shock from arising, do not submerge the control unit **A2** or the power cord in water or any other liquid.



STORAGE

- Before storing the product, make sure that it has cooled down completely and that the power cord is disconnected from the power socket.
- Do not place any items on the product.
- Store the product out of children's reach in a closed and well-ventilated location away from sources of heat.

TECHNICAL SPECIFICATIONS

Rated Voltage:.....220 – 240 V ~
Rated frequency: 50 / 60 Hz
Rated power:..... 160 W
Dimensions:..... 180 × 130 cm
Length of power cord:..... 2.3 m

We reserve the right to change text and technical specifications.



Safety class for electrical shock protection:

Class II – Electrical shock protection is provided by double or heavy-duty insulation.

INSTRUCTIONS AND INFORMATION REGARDING THE DISPOSAL OF USED PACKAGING MATERIALS

Dispose of used packaging material at a site designated for waste in your municipality.

DISPOSAL OF USED ELECTRICAL AND ELECTRONIC EQUIPMENT



This symbol on products or original documents means that used electric or electronic products must not be added to ordinary municipal waste. For proper disposal, renewal and recycling hand over these appliances to determined collection points.

Alternatively, in some European Union states or other European countries you may return your appliances to

the local retailer when buying an equivalent new appliance.

Correct disposal of this product helps save valuable natural resources and prevents potential negative effects on the environment and human health, which could result from improper waste disposal. Ask your local authorities or collection facility for more details.

In accordance with national regulations penalties may be imposed for the incorrect disposal of this type of waste.

For business entities in European Union states

If you want to dispose of electric or electronic appliances, ask your retailer or supplier for the necessary information.

Disposal in other countries outside the European Union.

This symbol is valid in the European Union. If you wish to dispose of this product, request the necessary information about the correct disposal method from the local council or from your retailer.



This product meets all the basic requirements of EU directives related to it.